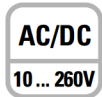


LED Multifunction Counters – Codix 544

programmable as:

- Pulse counter
- Position display
- Frequency / speed display
- Timer/ short time meter



Power supply
AC/DC



Front bezel
dimensions



Wide temper-
ature range



High IP
protection
rating



Plug-in screw
terminal



Menu-driven
programming



Pulse counter/
Totaliser



Position
display



Frequency
meter/
Tachometer



Timer/
Hour Meter



Frequency
meter HRA

Powerful

- **Fast count input and frequency input**
Input frequency max. 60 kHz
- **Robust housing**
IP 65 protection
- **LED display**
Very bright, 14 mm high
- **HRA – High Rate Accuracy System**
Frequencies up to 38 Hz are calculated using time-interval (period duration) measurement.
Frequencies > 38 Hz are calculated using a special time base (gate time) measurement. A very high accuracy of < 0.1% is achieved, even with very short gate times. The resulting measurement is available after a max. of 50 ms.
- **Fast start-up time**
Detects incoming pulses just 16 ms after being switched on → so no pulses are lost with a simultaneous motor start-up



User-friendly

- **Big keys**
Can also be operated when using gloves
- **Easy to programme**
Easy menu-driven programming and operation
Possibility to enter the programming mode during operation, with authentication query

Universal

- **Individually programmable scaling**
Multiplication and division factor (0.0001 to 99.9999), to display corresponding engineering units, e.g. position in 1/10 mm and speed in RPM
- **4 different count input modes**
2-channel input for detecting count direction, difference or adding mode, quadrature x1, x2 or x4
- **Frequency measurement**
Display in 1/min or 1/sec
- **Time counting**
Pulse width or time interval measurement in hours, minutes or seconds, as well as real-time display
- **AC or DC power supply**
With sensor power supply
- **Inputs**
As an alternative to the HTL inputs, devices with a 5 V DC input level are available, for use as parallel displays for PLCs.
- **Optional output**
Zero signal for position and count, zero-speed monitoring, 1 Hz clock pulse for active time measurement

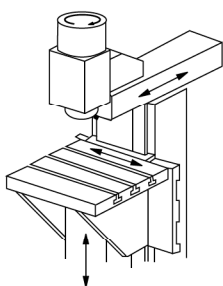
Applications for Multi-function Display

- Counting tasks such as quantity and piece counting, measuring and recording of speed and of operating and processing times
- Piece counting or tool-life measurement on die cutters, presses, extruders, wood-working machines, drilling machines,

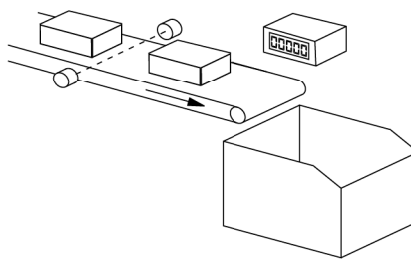
pick-and-place machines, guillotines, special-purpose vehicles etc.

- Positioning tasks on processing machines, such as sawing machines, milling machines, bending and folding machines, etc.

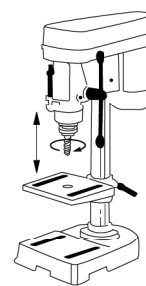
- Production data acquisition by means of piece counting (using difference or adding), or measurement of production times or production speeds.
- Totalizing flow, quantity and other scaleable media, or display of current flow rates.



Position or rotary speed on milling machine



Piece count on conveyor or production speed



Drilling machine head, speed or drilling depth

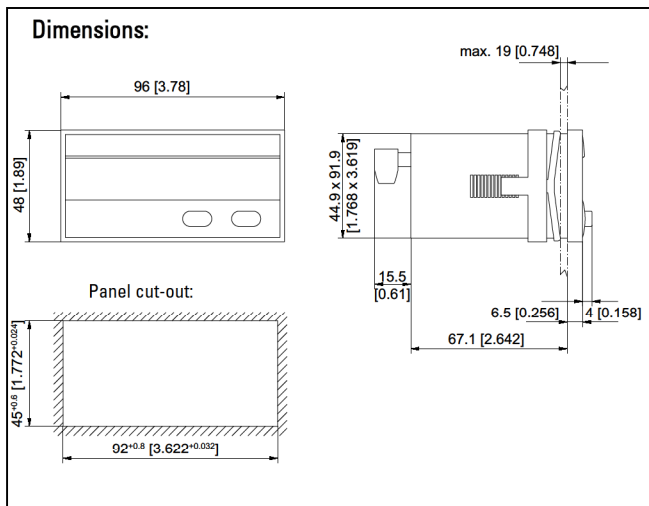
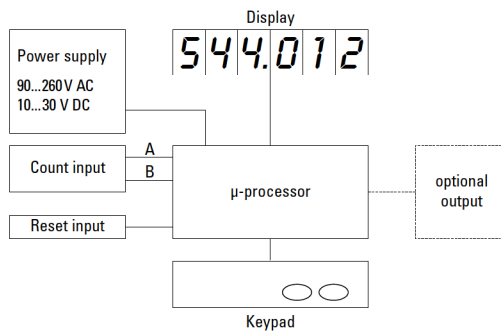
LED Multifunction Counters – 544

Technical data:

Supply voltage:	10 ... 30 V DC, with reverse polarity protection
(galvanically isolated)	90 ... 260 V AC
Current consumption:	max. 50 mA, 6 VA
Display:	6-digit 7-segment red LED display; 14 mm high [0.551"]
Data backup:	EEPROM
Housing:	dimension 96 x 48 mm [3.78 x 1.89"] according to DIN 43 700; RAL 7021, grey
Polarity of Inputs:	programmable, npn or pnp for all inputs
Input resistance:	approx. 5 kΩ
Counting frequency*:	60 kHz, can be damped to 30 Hz. For position display max. 25 kHz
Minimum reset pulse time:	5 ms
Display range timer:	0.001 s ... 999999 h
Weight:	approx. 150 g [5.291 oz]

*for further specifications please refer to the manual

Block diagram:



Order code:

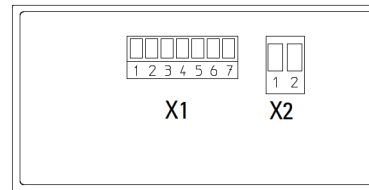
6.544.01X.XX0

Output	Input switching level
1 = Optocoupler output	0 = Standard level*
2 = No output*	A = 4 ... 30 V DC level
Further stock model	Voltage supply
6.544.011.000	0 = 90 ... 260 V AC*
	3 = 10 ... 30 V DC*

* standard stock model

Input switching level (standard version):	DC-version
	low: 0 ... 0.2 [0 ... 0.008"] x UB [V DC]
	high: 0.6 x [0.024"] UB ... 30 V DC
	AC-version
	low: 0 ... 4 V DC
	high: 12 ... 30 V DC
Input switching level 4 ... 30 V DC version:	low: 0 ... 2 V DC
	high: 4 ... 30 V DC
Voltage supply for sensors:	24 V DC ±15 %/100 mA at AC-versions
Accuracy:	tachometer: <0,1 %
	timer: < 50 ppm
Ambient temperature:	-20 ... +65 °C [-4 ... 149 °F] non condensing
Storage temperature:	-25 ... +70 °C [-13 ... 158 °F]
Altitude:	up to 2000 m
EMC:	Emitted interference: EN55011 Class B
	Immunity to interference: EN61000-6-2
Device safety:	design to: EN61010 Part 1
	protection Class: 2
	application area: Soiling Level 2
	protection: IP65 from front

Connections:



Connection: X2:

Pin	AC-version	DC-version
1	90 ... 260 V AC	0 V DC (GND)
2	90 ... 260 V AC	10 ... 30 V DC

Connection X1:

Pin	AC-version	DC-version
1	Optocoupler-output Emitter	
2	Optocoupler-output Collector	
3	Set	
4	INP B	
5	INP A	
6	GNDout	n.c.
7	+24 Vout	n.c.

Delivery specification:

Digital display	2 screw terminals
Mounting clip	Multilingual operating instructions
Gasket	

Delivery specification:

Digital display	2 screw terminals
Mounting clip	Multilingual operating instructions
Gasket	