

Preset Counters – MVs 16



- **Subtracting** preset counter with 3 or 6 digits
- Manual or manual and electrical reset
- Potential free charge over contact (micro switch) on reaching zero
- Contact remains in its position until resetting
- Delivery includes counter as ordered and flat push-on connectors

Applications:

Piece and batch counting, quantities automation processes etc.

Technical data:

Electrical connection:	tin plated flat pins 0.8 x 2.8 mm [0.032 x 0.11"] with push-on connectors, tin plated flat tabs 0.8 x 2.8 mm [0.032 x 0.11"] (socket box)
Rated voltages:	counting magnet: 12/24/48/115 V DC $\pm 10\%$ 24/48/115/230 V AC $\pm 10\%$ reset magnet: 24/48/115 V DC $\pm 10\%$ 24/48/115/230 V DC $\pm 10\%$
Figures:	4 mm [0.158"]
Colour of housing:	grey, similar to RAL 7001
Colour of figures:	white on black
Shaft:	stainless steel
Mounting position:	optional
Service life:	approx. 100 x 10 ⁶ pulses
Weight:	with manual reset: approx. 170 g [5.997 oz] with electrical reset: approx. 210 g [7.408 oz]

Test voltage:	2 000 V AC, effective
Switching contact:	1 change over contact (micro switch), contact making in 2nd half step at zero
Load (max):	AC: 250 V AC, 2A DC: 24 V DC, 2 A 60 V D, 0.7 A 115 V DC, 0.4 A 230 V DC, 0.2 A, at resistive load. at inductive load: suitable spark quenching is required on inductive load, reducing the max. current to approx. 60 %
Electrical Reset:	
On time:	20 % max. 1 Minute
Minimum pulse time:	0.25 sec.
Power consumption:	10 W for DC, 14 VA for AC

Type series:

6-digit		Description
reset manual	reset man. and electr.	
–	MVs 16.03	no front bezel, plug-in socket
MVs 16.11	–	front bezel 1 with mounting holes
MVs 16.21	MVs 16.23	front bezel 2 with spring clip

Options:

Locking transparent cover (IP 55) counter with front bezel 3 3
Art-No. 2.1X0.7XX.XXX
Transparent locking cover (IP 55)
Counter with front bezel 3
Art-No. 2.1X0.8XX.XXX
Flexible sealing cover K2 (IP 54) counter with front bezel size 3
Art-No. 2.1X0.6XX.XXX

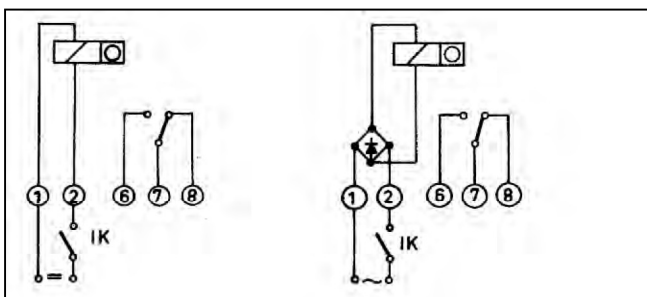
Accessories:

Socket box 926.1 Art-No. G.008.443
Sealing cover
K2 grey: Art-No. G.008.302
K2 black: Art-No. G.008.303
Front bezel
F2M grey Art-No. T.008.105
Delivery includes flat pin connectors

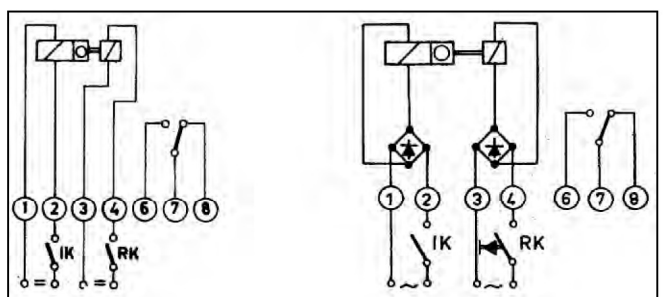
Count mechanism:

Voltage	Model	Max. impulse-speed	Min. pulse-on-time	Min. pulse-interval	pulse-ratio	On time	Power consumption	Max. res ripple	Ambient temperature °C
V DC	I	25/sec	24 ms	16 ms	3:2	100 %	4 W	48 %	-10 ... +45 °C [14 ... 113 °F] non
V AC	a	18/sec	22.2 ms	33.3 ms	2:3	100 %	4.5 VA	–	-10 ... +45 °C [14 ... 113 °F] condensing

Connection diagram (manual reset):

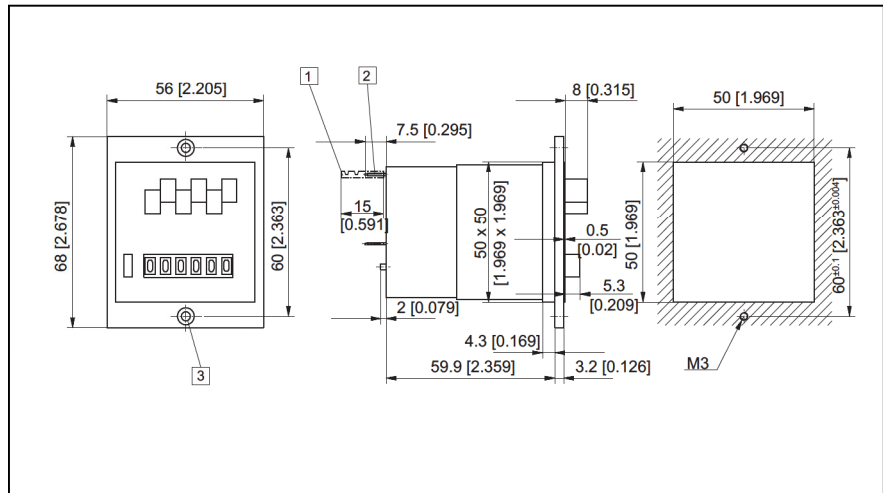


Connection diagram (electrical reset):



Preset Counters – MVs 16

Type MVs 16.11

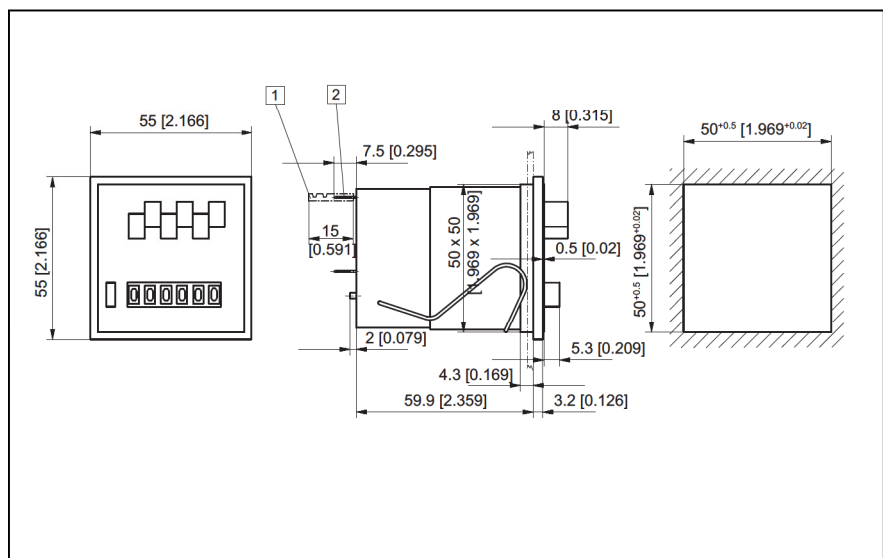


Manual reset

	MVs 16.11 (6-digit)		
	24 V Art-No.	115 V Art-No.	230 V Art-No.
DC (25 Imp/s)	2.320.110.033	–	–
AC (18 Imp/s)	2.320.110.061	2.320.110.064	2.320.110.066

- 1 Tin plated push-on connector 0.8 x 2.8 [0.032 x 0.11"]
- 2 Tin plated flat pin 0.8 x 2.8 [0.032 x 0.11"]
- 3 Countersunk Af3 DIN 74

Type MVs 16.21



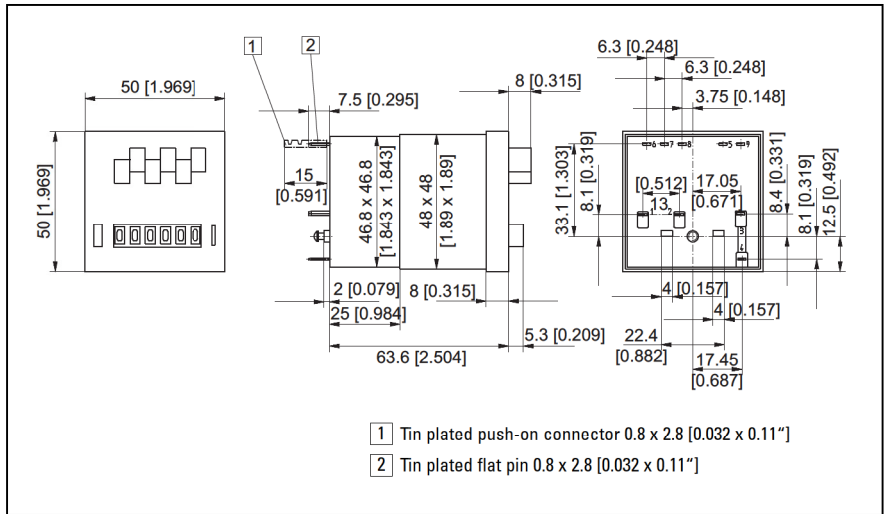
Manual reset

	MVs 16.21 (6-digit)		
	24 V Art-No.	115 V Art-No.	230 V Art-No.
DC (25 Imp/s)	2.320.210.033	–	–
AC (18 Imp/s)	2.320.210.061	2.320.210.064	2.320.210.066

- 1 Tin plated push-on connector 0.8 x 2.8 [0.032 x 0.11"]
- 2 Tin plated flat pin 0.8 x 2.8 [0.032 x 0.11"]

Preset Counters – MVs 16

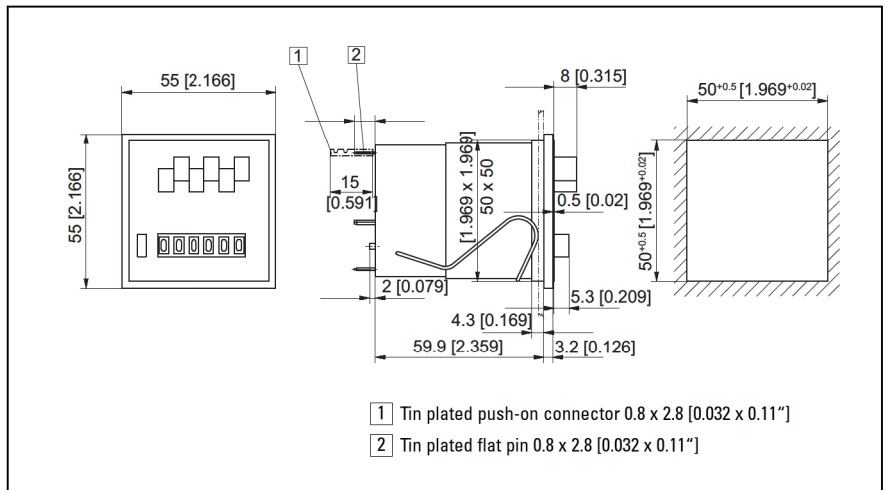
Type MVs 16.03



Manual and electrical reset

	MVs 16.03 (6-digit)		
	24 V Art-No.	115 V Art-No.	230 V Art-No.
DC (25 Imp/s)	2.320.030.033	—	—
AC (18 Imp/s)	2.320.030.061	2.320.030.064	2.320.030.066


Type MVs 16.23



Manual and electrical reset

	MVs 16.23 (6-digit)		
	24 V Art-No.	115 V Art-No.	230 V Art-No.
DC (25 Imp/s)	2.320.230.033	—	—
AC (18 Imp/s)	2.320.230.061	2.320.230.064	2.320.230.066


Preset Counters – MVs 16




Dv MVs 16.31
(Knob locking cover)




Dvs 16.31
(Key locking cover)



Front bezel F2M



Socket box 926.1



Flexible cover K2

For more details, please refer to our
Accessories chapter