

## 60W2L Series

60W single output  
with constant voltage circuit



- Constant voltage design(C.V. mode)
- AC Input voltage 180-264V
- Protections: Over load/Short circuit
- IP68 design for outdoor installations
- 100% full load burn-in test
- Suitable for LED lighting and moving sign applications
- Plastic case
- Safety standards : EN61347-1, EN61347-2-13/K61347-1, K61347-2-13
- EMC standards : EN55022, EN61204-3, EN61000-3-2, 3/K00015, K61547
- 2years warranty

IP68     

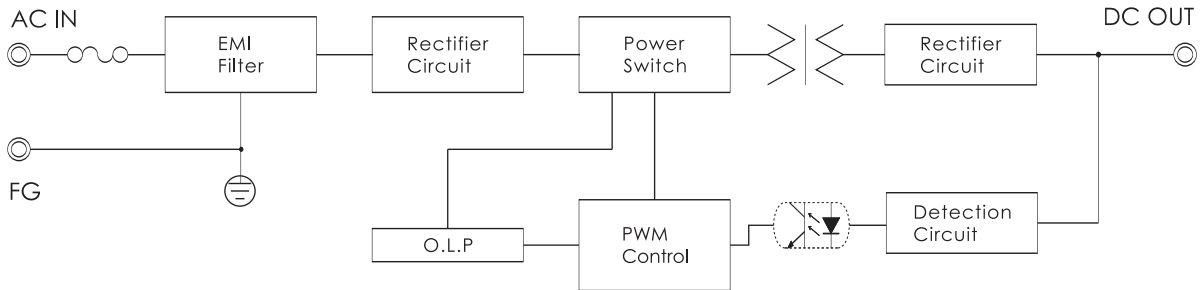
ITEM		UP60S12W2L	UP60S24W2L
INPUT	VOLTAGE RANGE	AC180~264V	
	FREQUENCY RANGE	47~63Hz	
	EFFICIENCY(typ.)	92%	92%
	AC CURRENT(typ.)	0.6A/220VAC	
	INRUSH CURRENT(typ.)	COLD START 35A/220VAC	
	LEAKAGE CURRENT	<2mA / 220VAC	
OUTPUT	DC VOLTAGE	12V	24V
	RATED CURRENT	5A	2.5A
	RATED POWER	60W	
	RIPPLE&NOISE(max.) Note2	600mVp-p	
	VOLTAGE TOLERANCE Note3	±3%	
	LINE REGULATION Note4	±1%	
	LOAD REGULATION Note5	±2%	
	SETUP,RISE TIME(max.)	3000ms,100ms/220VAC at full load	
HOLD UP TIME(typ.)	5ms/220VAC at full load		
PROTEC-TION	SHORT CIRCUIT	Hiccup mode ; recovers automatically after fault condition is removed	
	OVER LOAD	Over 110% of rating ; recovers automatically after fault condition is removed	
ISOLA-TION	WITHSTAND VOLTAGE	I/P-O/P:AC3KV, I/P-F.G:AC1.5KV, O/P-F.G:AC0.5KV	
	ISOLATION RESISTANCE	I/P-O/P, I/P-F.G, O/P-F.G:DC500V 100Mohms(At room temp. & humid.)	
ENVIRON-MENT	WORKING TEMP.&HUMID.	-40~+70℃ (Refer to "DERATING CURVE"),20~95%RH	
	STORAGE TEMP.&HUMID.	-40~+75℃,10~95%RH	
	VIBRATION	10~500Hz, 5G 12min./1cycle, period for 72min. each along X, Y, Z axes	
OTHERS	DIMENSION/WEIGHT	192*34.5*22mm(L*W*H)/190g	
NOTE	<ol style="list-style-type: none"> <li>1. All parameters not specially mentioned are measured at 220vac input, rated load and 25℃ of ambient temperature.</li> <li>2. Ripple &amp; noise are measured at 20MHz of bandwidth by using a 12" twisted pare-wire terminated with 0.1 uF &amp; 47uF parallel capacitor.</li> <li>3. Tolerance : includes set up tolrance, line regulation and load regulation.</li> <li>4. Line regulation is measured from low line to high line at rated load.</li> <li>5. Load regulation is measured from low 0% to 100% rated load.</li> </ol>		

S.M.P.S


LED Converter

Water Proof Converter

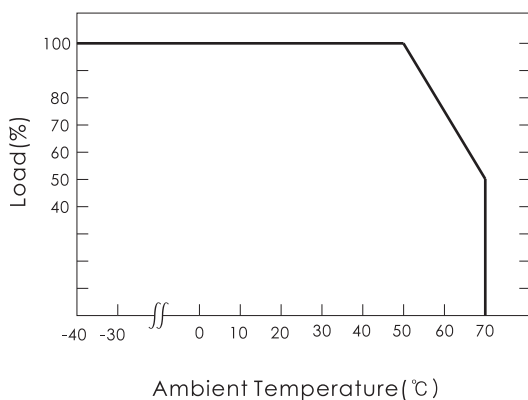
■ BLOCK DIAGRAM



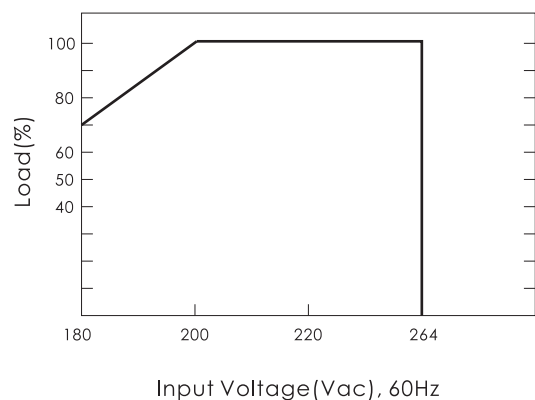
■ DIMENSIONS(unit:mm)



■ DERATING CURVE



■ STATIC CHARACTERISTICS



# 100W2L Series

100W single output  
with constant voltage circuit



- Constant voltage design(C.V. mode)
- AC Input voltage 180-264V
- Protections: Over load/Short circuit
- IP68 design for outdoor installations
- 100% full load burn-in test
- Suitable for LED lighting and moving sign applications
- Plastic case
- Safety standards : EN61347-1, EN61347-2-13/K61347-1, K61347-2-13
- EMC standards : EN55022, EN61204-3, EN61000-3-2, 3/K00015, K61547
- 2years warranty

IP68

ITEM		UP100S12W2L	UP100S24W2L
INPUT	VOLTAGE RANGE	AC180~264V	
	FREQUENCY RANGE	47~63Hz	
	EFFICIENCY(typ.)	91%	92%
	AC CURRENT(typ.)	0.93A/220VAC	
	INRUSH CURRENT(typ.)	COLD START 40A/220VAC	
	LEAKAGE CURRENT	<2mA / 220VAC	
OUTPUT	DC VOLTAGE	12V	24V
	RATED CURRENT	8.3A(7.1A@50°C)	4.2A(3.6A@50°C)
	RATED POWER	100W	
	RIPPLE&NOISE(max.) Note2	600mVp-p	
	VOLTAGE TOLERANCE Note3	±3%	
	LINE REGULATION Note4	±1%	
	LOAD REGULATION Note5	±2%	
	SETUP,RISE TIME(max.)	3000ms,100ms/220VAC at full load	
HOLD UP TIME(typ.)	5ms/220VAC at full load		
PROTEC-TION	SHORT CIRCUIT	Hiccup mode ; recovers automatically after fault condition is removed	
	OVER LOAD	Over 110% of rating ; recovers automatically after fault condition is removed	
ISOLA-TION	WITHSTAND VOLTAGE	I/P-O/P:AC3KV, I/P-F.G:AC1.5KV, O/P-F.G:AC0.5KV	
	ISOLATION RESISTANCE	I/P-O/P, I/P-F.G, O/P-F.G:DC500V 100Mohms(At room temp. & humid.)	
ENVIRON-MENT	WORKING TEMP.&HUMID.	-40~+70°C (Refer to "DERATING CURVE"),20~95%RH	
	STORAGE TEMP.&HUMID.	-40~+75°C,10~95%RH	
	VIBRATION	10~500Hz, 5G 12min./1cycle, period for 72min. each along X, Y, Z axes	
OTHERS	DIMENSION/WEIGHT	192*34.5*22mm(L*W*H)/190g	

**NOTE**

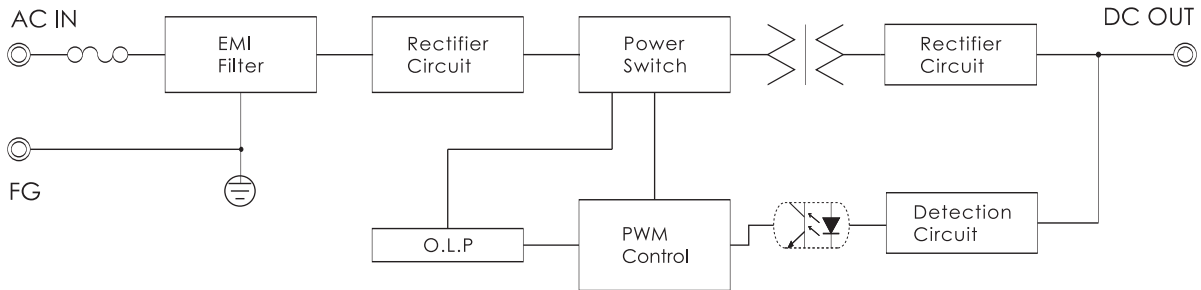
1. All parameters not specially mentioned are measured at 220vac input, rated load and 25°C of ambient temperature.
2. Ripple & noise are measured at 20MHz of bandwidth by using a 12" twisted pare-wire terminated with 0.1 uF & 47uF parallel capacitor.
3. Tolerance : includes set up tolrance, line regulation and load regulation.
4. Line regulation is measured from low line to high line at rated load.
5. Load regulation is measured from low 0% to 100% rated load.

S.M.P.S


LED Converter

Water Proof Converter

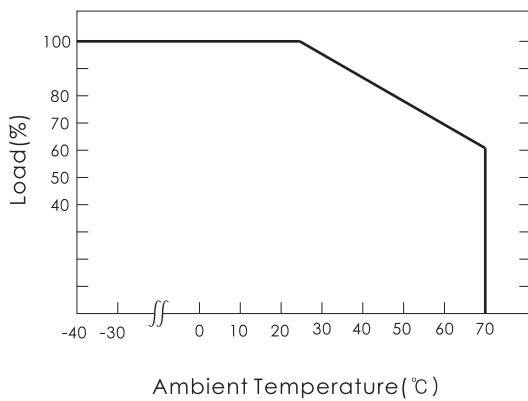
■ BLOCK DIAGRAM



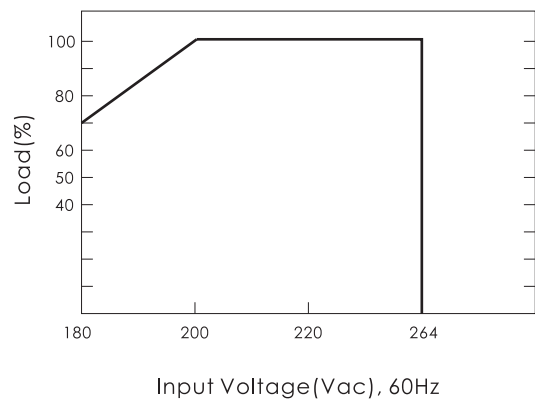
■ DIMENSIONS(unit:mm)



■ DERATING CURVE



■ STATIC CHARACTERISTICS



# 150W2L Series

150W single output  
with constant voltage circuit



- Constant voltage design(C.V. mode)
- AC Input voltage 180-264V
- Protections: Over load/Short circuit
- IP68 design for outdoor installations
- 100% full load burn-in test
- Suitable for LED lighting and moving sign applications
- Plastic case
- Safety standards : EN61347-1, EN61347-2-13/K61347-1, K61347-2-13
- EMC standards : EN55022, EN61204-3, EN61000-3-2,3/K00015, K61547
- 2years warranty

IP68

ITEM		UP150S12W2L	UP150S24W2L
INPUT	VOLTAGE RANGE	AC180~264V	
	FREQUENCY RANGE	47~63Hz	
	EFFICIENCY(typ.)	92%	93%
	AC CURRENT(typ.)	1.53A/220VAC	
	INRUSH CURRENT(typ.)	COLD START 45A/220VAC	
	LEAKAGE CURRENT	<2mA / 220VAC	
OUTPUT	DC VOLTAGE	12V	24V
	RATED CURRENT	11.5A(10A@50°C)	5.8A(5.0A@50°C)
	RATED POWER	138W	
	RIPPLE&NOISE(max.) Note2	600mVp-p	
	VOLTAGE TOLERANCE Note3	±4%	
	LINE REGULATION Note4	±2%	
	LOAD REGULATION Note5	±2%	
	SETUP,RISE TIME(max.)	3000ms,100ms/220VAC at full load	
PROTEC-TION	SHORT CIRCUIT	Hiccup mode ; recovers automatically after fault condition is removed	
	OVER LOAD	Over 110% of rating ; recovers automatically after fault condition is removed	
ISOLA-TION	WITHSTAND VOLTAGE	I/P-O/P:AC3KV, I/P-F.G:AC1.5KV, O/P-F.G:AC0.5KV	
	ISOLATION RESISTANCE	I/P-O/P, I/P-F.G, O/P-F.G:DC500V 100Mohms(At room temp. & humid.)	
ENVIRON-MENT	WORKING TEMP.&HUMID.	-40~+70°C (Refer to "DERATING CURVE"),20~95%RH	
	STORAGE TEMP.&HUMID.	-40~+75°C,10~95%RH	
	VIBRATION	10~500Hz, 5G 12min./1cycle, period for 72min. each along X, Y, Z axes	
OTHERS	DIMENSION/WEIGHT	170.5*42*35mm(L*W*H)/330g	

**NOTE**

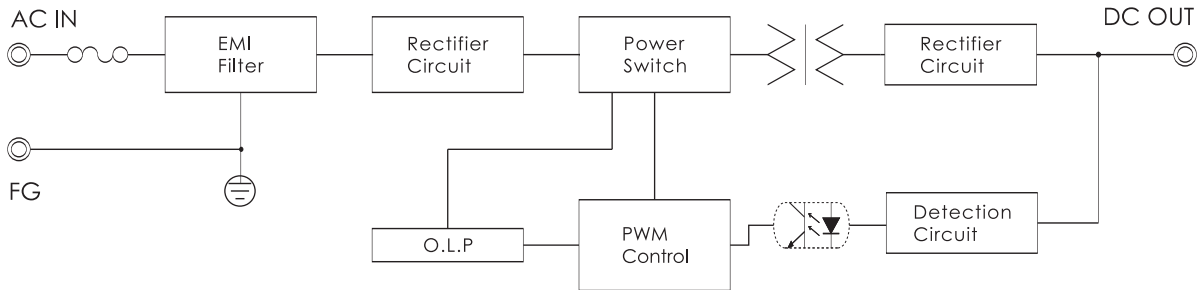
1. All parameters not specially mentioned are measured at 220vac input, rated load and 25°C of ambient temperature.
2. Ripple & noise are measured at 20MHz of bandwidth by using a 12" twisted pare-wire terminated with 0.1 uF & 47uF parallel capacitor.
3. Tolerance : includes set up tolrance, line regulation and load regulation.
4. Line regulation is measured from low line to high line at rated load.
5. Load regulation is measured from low 0% to 100% rated load.

S.M.P.S

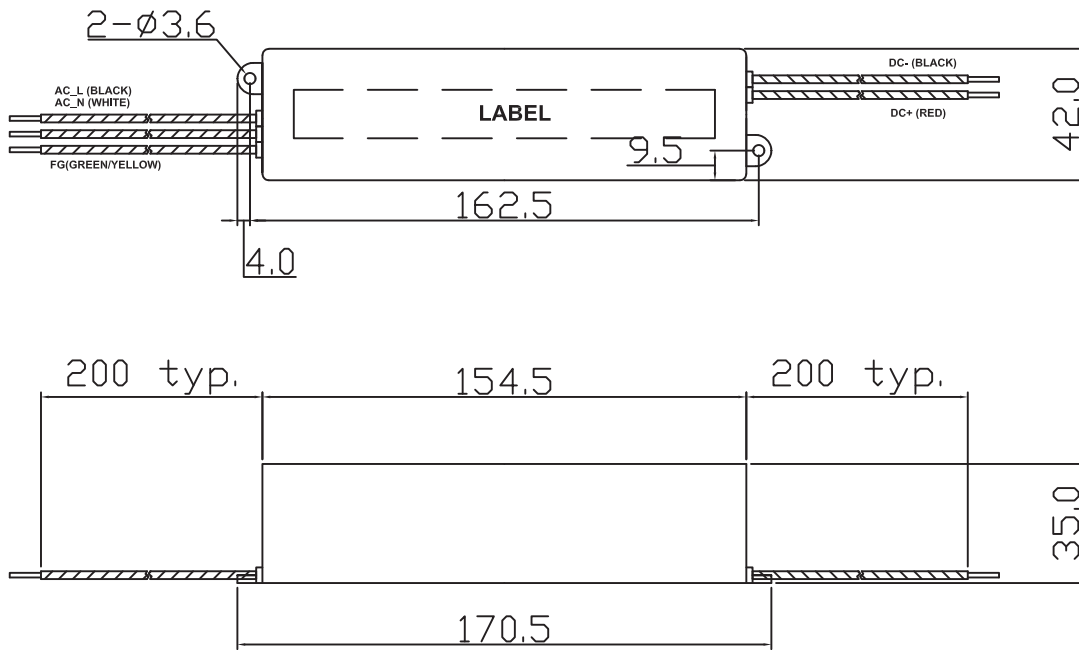
LED Converter

Water Proof Converter

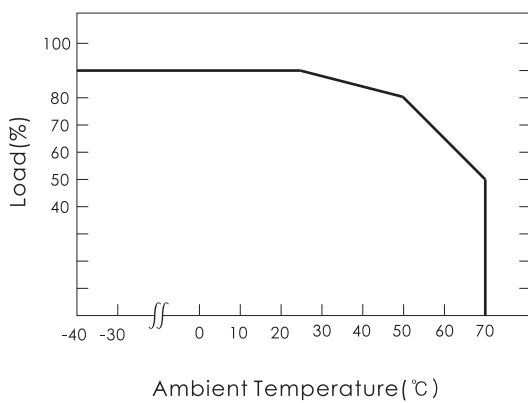
■ BLOCK DIAGRAM



■ DIMENSIONS(unit:mm)



■ DERATING CURVE



■ STATIC CHARACTERISTICS

